

Dehumidifier Recusorb **RLZ-81, -82, -101, -102 ICE**




Dehumidifying capacity at 20°C / 60%RH

20 - 54 kg/h

Dry air flow


4500 - 12000 m³/h

- Washable rotor
- No desiccant carry-over
- EC-motor or VSD for both process and regen fan
- Built-in heat recovery
- Very good capacity in dry or/and cold environments
- Long lifetime
- Options:
 - Steam or gas regen heater
 - Pre- and post-treatment modules
 - Touchscreen with flowchart showing actual airflows and coil outputs
 - Communication with Modbus, Profibus or Bacnet
 - Insulated inlets
 - Stainless steel chassis



Section of a dehumidifier rotor from Seibu Giken. The high number of channels means that moisture is adsorbed with extra efficiency.

World leaders in dehumidification.

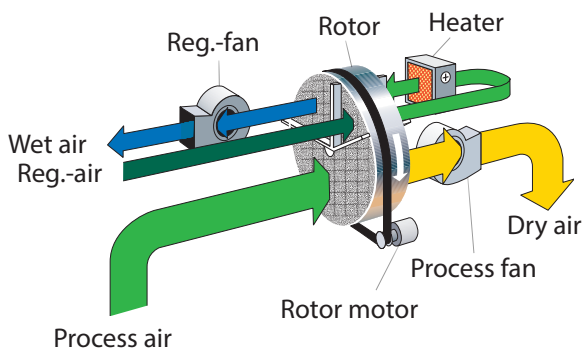


TECHNICAL DATA

Dehumidifier model ICE	RLZ-81	RLZ-82	RLZ-101	RLZ-102
Nominal capacity ¹ (kg/h)	20	27	34	54
Dry air flow ² (m ³ /h)	4500	6000	9000	12000
Static pressure at disposal (Pa)	300	300	300	300
Wet air flow ² (m ³ /h)	750	1000	1300	2100
Static pressure at disposal (Pa)	200	200	200	200
Heater power ³ (kW)	24	30	40	63
Maximum electric consumption (kW)	27.6	35.4	46.3	72.7
Supply fuse 3 x 400V / 50Hz (A)	50	63	80	125
Weight (kg)	307	345	415	568

1. Valid for inlet conditions 20°C/60%RH.
2. Volume flow for density 1.20 kg/m³.
3. Available with electric heater, steam heater or gas heater.

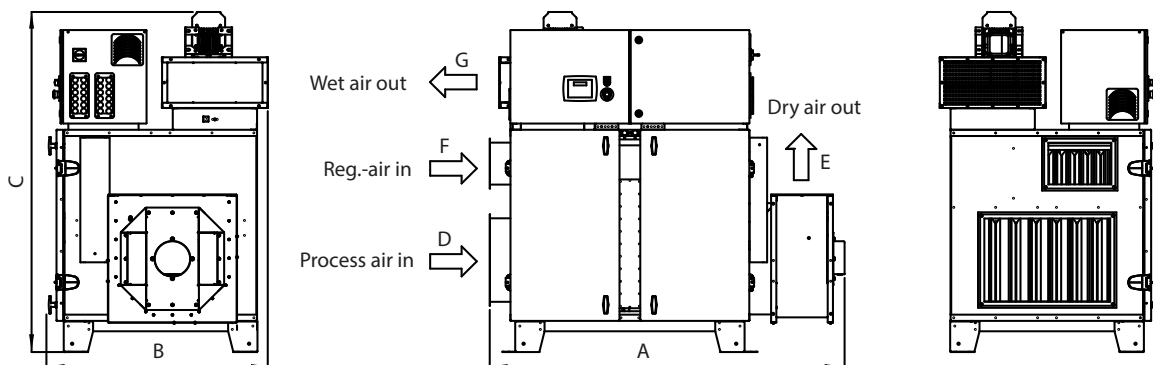
PRINCIPLE / DIMENSIONS



Dimensions RLZ ICE [mm]				
	RLZ-81	RLZ-82	RLZ-101	RLZ-102
A	1692	1855	1770	2246
B	1043	1043	1292	1292
C	1637	1658	1983	1983
D	400 x 600	400 x 600	500 x 1000	500 x 1000
E	245 x 560	280 x 640	306 x 720	356 x 800
F	200 x 300	200 x 300	300 x 400	300 x 400
G	194 x 450	194 x 450	194 x 450	194 x 450

DRAWING

Subject to change without notice. Download installation drawing at www.dst-sg.com



Updated 18.12



Sweden | +46 8 445 77 20
info@dst-sg.com | www.dst-sg.com