

# Dehumidifier Consorb CZ- 82, 102 HW

**DST** 

*Dehumidifying capacity at 20°C / 60%RH*

**19 - 50 kg/h**

*Dry air flow*

**3200 - 7200 m<sup>3</sup>/h**

- Washable rotor
- No desiccant carry-over
- Suitable for high ambient water contents
- Long lifetime
- Hot water regeneration

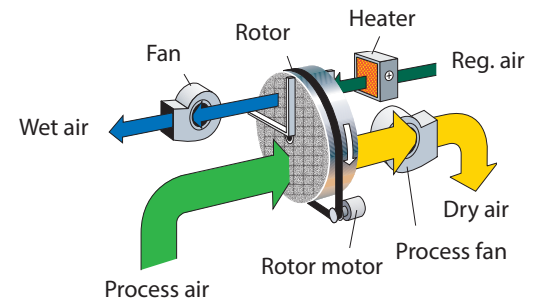


*Section of a dehumidifier rotor from Seibu Giken. The high number of channels means that moisture is adsorbed with extra efficiency.*

*World leaders in dehumidification.*

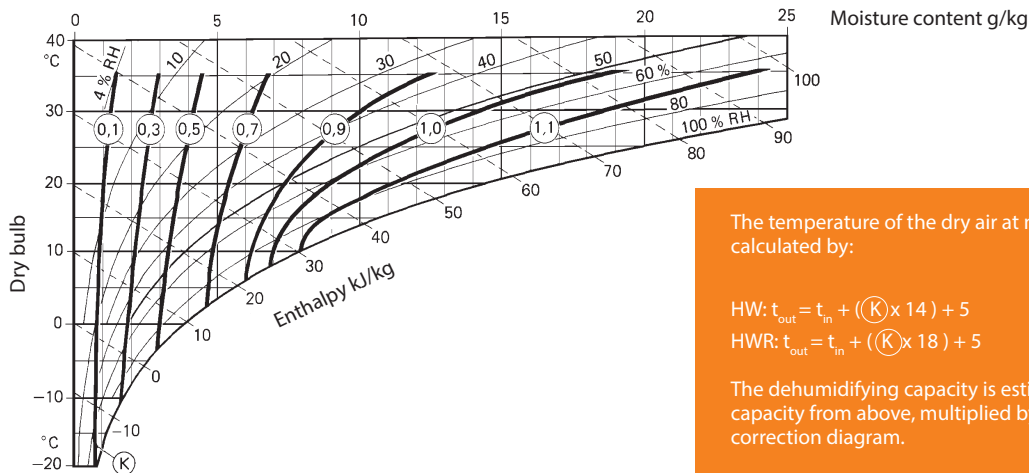
# TECHNICAL DATA

Dehumidifier model	CZ-82HW	CZ-102HW	CZ-82HWR 60-40	CZ-102HWR 60-40
Nominal capacity <sup>1</sup> (kg/h)	19	36	23	50
Dry air flow <sup>2</sup> (m <sup>3</sup> /h)	3200	7200	3200	7200
at static pressure (Pa)	200	200	200	200
Wet air flow <sup>2</sup> (m <sup>3</sup> /h)	1600	3000	1600	3000
at static pressure (Pa)	200	200	200	200
Electric heater power (kW)	0	0	30	60
Total power (kW)	4.5	9.5	34.5	69.5
Supply fuse 3x400V 50Hz (A)	16	25	50	100
Hot water heater 80°C/60°C (kW)	30	56	30	56
Weight (kg)	600	800	850	900



- Valid for inlet conditions 20°C/60%RH. For other inlet conditions the capacity can be calculated by using the diagram shown below.
- Volume flow for density 1.20 kg/m<sup>3</sup>.

## CORRECTION DIAGRAM



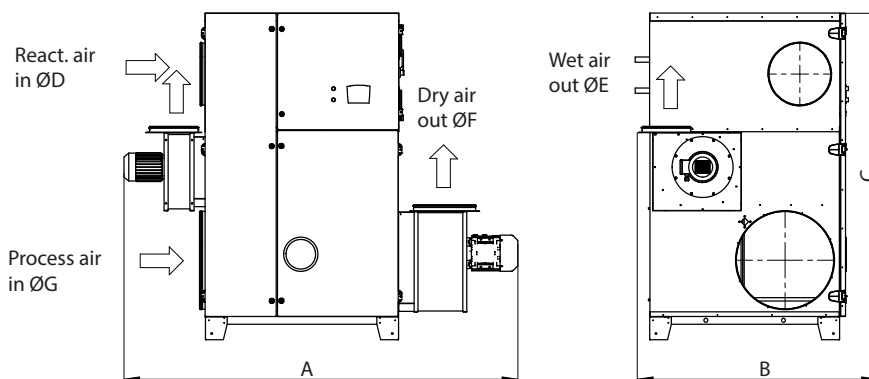
The temperature of the dry air at nominal air flows is calculated by:

HW:  $t_{out} = t_{in} + ((K) \times 14) + 5$   
 HWR:  $t_{out} = t_{in} + ((K) \times 18) + 5$

The dehumidifying capacity is estimated as the nominal capacity from above, multiplied by factor (K) from the correction diagram.

## DIMENSIONS

Subject to change without notice. Download installation drawing at [www.dst-sg.com](http://www.dst-sg.com)



	CZ 82	102	102L	104
A	2370	2510	2551	2890
B	1065	1375	1375	1265
C	1905	2105	2105	2105
D	Ø250	Ø400	Ø400	Ø400
E	Ø160	Ø315	Ø315	Ø315
F	Ø400	Ø400	400x940	350x840
G	Ø400	Ø630	Ø630	Ø630

Updated 19.01



Sweden | +46 8 445 77 20  
[info@dst-sg.com](mailto:info@dst-sg.com) | [www.dst-sg.com](http://www.dst-sg.com)